




INDIAN SCHOOL AL WADI AL KABIR



DEPT. OF COMPUTER SCIENCE


GRADE IV

2025-2026

CHAPTER - 10

STARTING WITH AI CONNECT

Prepared by Nandini Sathish



• LET'S RECAP ▶ •



Creativity

Draw a straight line with green colour and a dotted line with blue colour.



In AI Connect also you can draw lines and shapes.

 **QUEST**



Critical Thinking

State whether these statements are true or false.

1. The activity will appear in the list inside our project.
2. Run button is used to reset the scripts on clicking.
3. Dustbin icon is present at the bottom right corner of the script area.
4. A turtle can only move forward.
5. Turtle is used to make drawings in AI Connect.

True

False

True

False

True

EXERCISE Page 113 & 114

A. Tick (✓) the correct option.

1. Which type of activities can be created using AI Connect?

(i) Basic Python

(ii) Machine Learning

(iii) AI Real World

(iv) All of these

2. Which of the following is not component of the Code Editor window?

(i) Block palette

(ii) Console

(iii) Media

(iv) Switch view

3. Which of the following do we need to do before creating turtle?

(i) Open up a new activity

(ii) Create a new variable

(iii) Start coding

(iv) Both (i) and (ii)

4. Which of the following forms of shapes can Turtle change into?

(i) Triangle

(ii) Square

(iii) Normal

(iv) All of these

B. Fill in the blanks using the words given below.

★ Menu ★ Thinner ★ Thicker ★ Variable ★ Reset

1. We can click on Reset button to reset the scripts.
2. From the Menu option, we can go to home-page, open a new file.
3. To create a turtle, you first need to create a Variable.
4. A turtle's lines can be made Thinner or Thicker by using 'make turtle wide' block.

C. State whether these statements are true or false.

1. AI Connect only allows text coding for making programs.

False

2. We can do Basic Python coding using AI Connect.

True

3. Block palette is the colour-coded categories of blocks in AI Connect.

True

4. AI Connect cannot be accessed online.

False

5. Forward block makes turtle move forward by any value on the Y-axis.

False

D. Match the following:

- | | |
|----------------------|------------------------------------|
| 1. AI Connect | a. Coding language |
| 2. Python | b. Block coding platform |
| 3. Turtle | c. Makes turtle thicker or thinner |
| 4. Make turtle color | d. Point-sized cursor used to draw |
| 5. Make turtle wide | e. Fills colour in a closed shape |

1. b. 2. a. 3. d. 4. e. 5. c.

E. Answer the following questions:

1. Write the steps to add a block.

1. Open editor & go to block palette. 2. Select the category to see all the blocks.

3. Click and hold the block to add to the script. 4. Drag the block to the script area while holding it.

2. Write two things that can be done with turtle.

1. A turtle can draw design by moving forward or backward.

2. A turtle can turn or move sideways by providing angles.

3. What is the use of make turtle pen-up and make turtle pen-down block?

Pen-up - The turtle does not draw a line as it moves.


Pen-down - The turtle draws a line as it moves.



FUN ZONE


Identify the given blocks and write their use:

1.



Using this block the shape of the turtle can be changed to triangle, circle, square and normal.

2.



It makes the turtle move forward by any value on the X-axis.

3.



By using this block the turtle can be moved anywhere on the console window in X and Y direction.

Competency-based/Application-based questions



Critical Thinking
Information Literacy

1. Harpreet is creating a program in AI Connect. He added some blocks in the script area. He wants to remove a block from here. Towards which icon should he drag it, to do so?

Delete

2. Lavish wants to create a turtle in AI Connect. On which category from block-palette should he click first to do so?

Turtles